

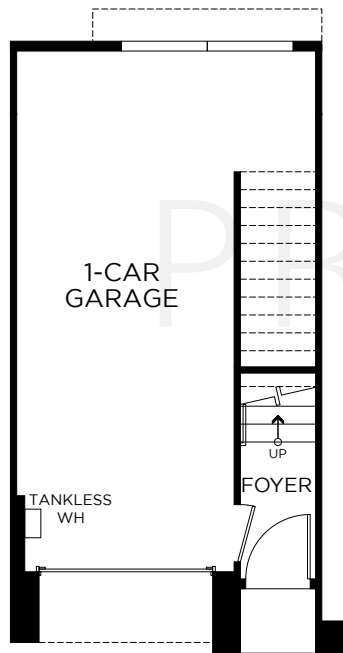
PLAN 1Y

1 Bedroom

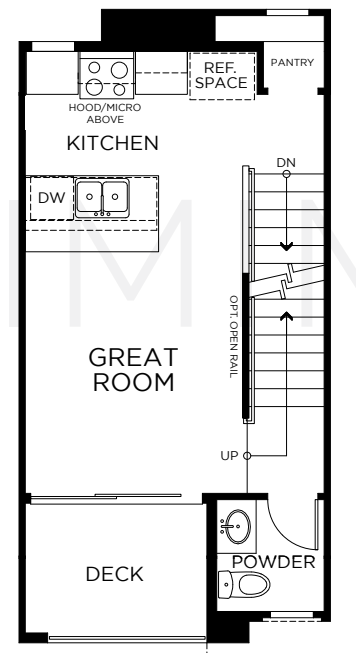
1.5 Baths

Approx. 815 Sq. Ft.

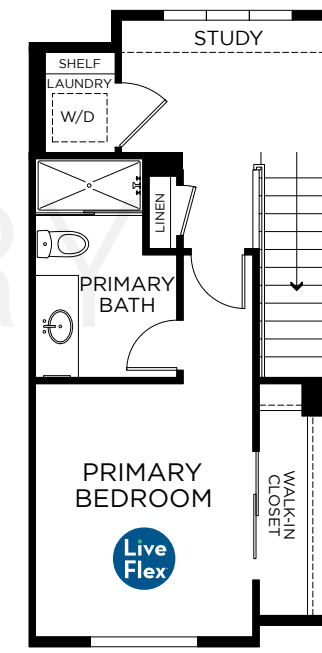
FIRST FLOOR



SECOND FLOOR



THIRD FLOOR



HUDSON

1580 Lima Way, Placentia, CA 92870
www.landseahomes.com/southern-california/hudson

©2022 Landsea Homes US Corporation. LANDSEA, LIVE IN YOUR ELEMENT and LIVEFLEX are federally registered trademarks of Landsea. Bedroom(s) marked with LiveFlex are eligible for the LiveFlex optional program for an additional cost. You may select one (1) bedroom marked with LiveFlex for the program and pick your preferred package of options for that room. Plans, terms, pricing, square footages, product information, features, promotions, LiveFlex options, amenities and community/neighborhood information are subject to change without notice or obligation. Floor plans are for representational purposes only and may not reflect the exact features or dimensions of your home or LiveFlex options. Square footages are approximate. LiveFlex program and some features or options shown may not be offered in your community. Models display decorator items and furniture that are not available for purchase. Please see the actual purchase agreement for additional information, disclosures and disclaimers relating to your home, its features and your LiveFlex options. Individual energy costs and savings may vary. Landsea Homes does not guarantee any specific level of energy costs or savings. All rights reserved and strictly enforced. This is not an offering where prohibited by law. No information contained herein shall be deemed to constitute a representation or warranty of any kind. Please consult a Landsea Homes sales representative for details. Landsea Real Estate California, Inc. CA DRE license #02030520. 🏠

LANDSEA[®]
HOMES
Live in your element[®]

2022 BUILDER
of the YEAR